

Indiana IV-E Waiver Program



**Bureau of Family
Protection and
Preservation**

Indiana Waiver Demonstration Program Purpose

- Provide home and community based alternatives to reduce out of home placements.
- Protect children while maintaining them safely in their own home setting.
- Preservation of families

Waiver Slots

- 4000 slots were allocated to the State of Indiana by the waiver agreement with the Federal Government.
- Each slot is worth \$9,000 of expenditure, reimbursable at the IV-E Rate, per calendar year.
- All 92 counties have waiver slots.
- Slot allocation was based on county population and poverty information.

Population Served

- Any child requiring services from the Division of Family and Children can participate in the waiver program.
- Participation is only limited by the local county waiver plan that was created by the local waiver team and approved by the Division Director of the Division of Family and Children.

Local Waiver Team Organization




Local County Office of Family and Children Directors will secure representatives from:

- Local Office of Family and Children
- Probation/Juvenile Court
- Mental Health
- School Corporation
- Step Ahead Council
- Community Stake Holders (i.e.) Private service providers, LEA, Churches, etc.

Waiver Team Responsibilities


- Assessment of Community needs
- Development of initial local waiver plan
- Annual review of waiver plan and reassessment for modification.



Local OFC Directors will

- Convene and attend initial and annual local waiver team meetings.
- Submit waiver plan to Division Director for approval.
- Resubmit waiver plan to Division Director when changes are made to existing approved plan.
- Will create memorandum of understanding with waiver service providers.

Waiver Slot Types



IV- Eligible Waiver Slots

- Kids who would have been eligible for IV-E Foster Care if they were removed from their “own home” setting.
- Waiver services would be used to prevent future foster care placement.

Non IV-E Eligible Waiver Slots


- Kids who are not eligible for IV-E Foster Care and need and would benefit from services to prevent future foster care placement.

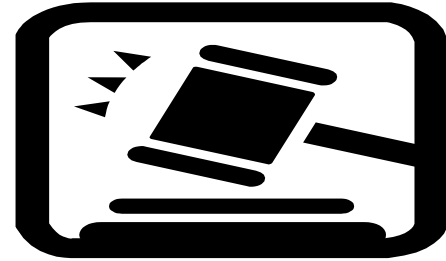


Waiver Documentation Requirements

- Risk Assessments
- A Service Plan: (i.e.) Case plan, IA, SRA or other local form for voluntary service case.
- Hard copy/collateral documentation for slot type eligibility.

The Judge's Role





- Must approve child's participation in the waiver program.
- Approval can be obtained through court order, or locally developed form that acknowledges court approval of the child's participation in the waiver program.

The judge may:

- Remove child from waiver program at the request of the local county OFC.
- Recommendation of removal from waiver program should only be requested when the “**child’s needs exceed the scope of the waiver.**” This indicates the waiver child needs long term foster care.

Indiana's Waiver Conceptual Overview



- Once a waiver child **always** a waiver child.
- Once IV-eligible, **always** IV-eligible.
- Waiver is **not** an alternative funding stream to offset some of the local costs of long term placement (more than 60 days).

Time limits for waiver child selection:

- Waiver child selection must be made in ICWIS before end of business on December 31st each year.
- Failure to create the waiver child in ICWIS before the end of business on December 31st will make the child unclaimable for waiver reimbursement that year.

Waiver Program Evaluation



Full Evaluation Report by IAR

- The evaluator was the Institute of Applied Research of St. Louis, Missouri.
- The final evaluation report can be found on the IAR website: www.iarstl.org
 - The complete report
 - An extended executive summary
 - These PowerPoint slides

Evaluation Overview

- Process Study
- Impact Study
- Cost Effectiveness Study

Implications of the Demonstration Design for the Evaluation

1. The demonstration was statewide, including all 92 counties
2. Up to 25 percent of cases assigned to waiver could be ineligible for Title IV-E
3. Counties were given great latitude in the design of their programs

Implications of the Demonstration Design for the Evaluation (cont.)

This meant that:

1. A randomly assigned control group was precluded as were control counties
2. There was great variation among counties in:
 1. Agency involvement
 2. The intensity of collaboration
 3. Program approach
 4. Services provided

Program Counties

- Through the process study 25 of Indiana's 92 counties were found that were characterized by the following:
 - Quicker implementation
 - Greater specificity in planning
 - More involvement of community partners
 - Fuller integration of waiver into broader Child Protection System
 - Greater fidelity to the intensive services model
 - Clearer focus on central goals of the waiver
 - Greater understanding of the waiver's potential
 - More operational changes in county CPS and/or among staff
 - Greater utilization of waiver slots allocated to them

Statistics

- The number of unduplicated children assigned to the waiver was 5,277
- The average daily number of children assigned to the waiver was 1,112
- The average daily number of children assigned to waiver in 1998 was 641 and the average assigned in 2002 was 1,348

Slot type usage for Waiver Demonstration Project

- Non Eligible Slots
2,985
- IV-E Eligible Slots
2,292
- More non eligible slots were used



Evaluation Findings

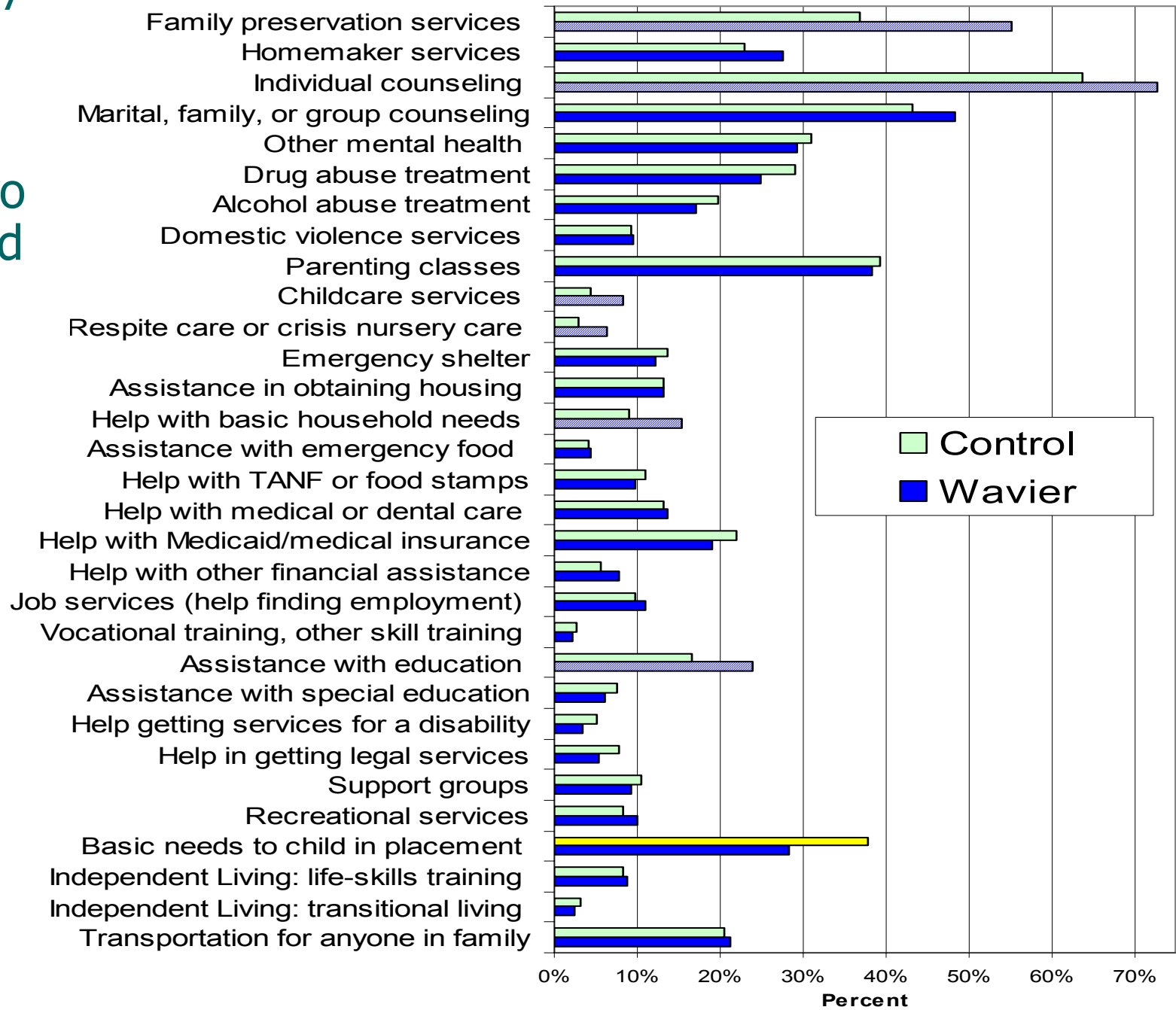


Improved Services to Families

- More community based services offered to waiver families.
- More Services oriented to maintaining family stability.



Community-based Services made available to Waiver and Control Children

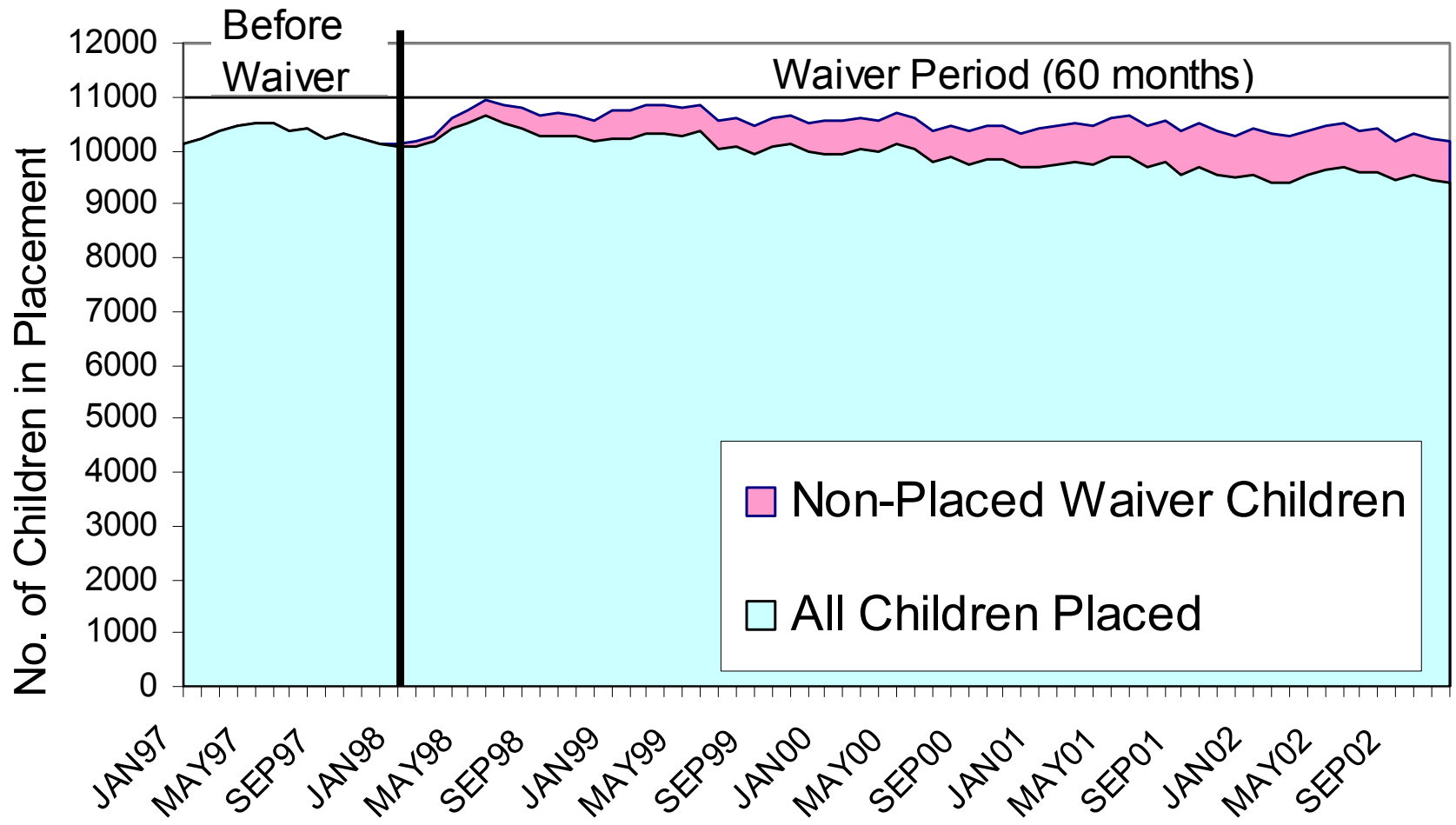


Placement Avoidance

- A greater proportion of waiver than control children were never removed and placed outside their homes



Monthly Trends in Placement and Waiver Children Not Placed



Where Children were Placed

- Smaller percentages of waiver children from program counties (1.5 percent) were placed outside Indiana than control children (3.3 percent).
- The average distance of placement providers from waiver children's home was slightly less than that for control children but the difference was not statistically significant.

Average length of out of home placement

- Waiver children in program counties were in placement for shorter periods than control children. Analysis of sample data indicated a average of 15 percent reduction in days in placement.

Immediate Placement Outcomes of the Waiver

- Reunification: 76.7% were reunified to their original caretaker or non-custodial parent compared to 66% of the control children.
- No significant difference was found in the rate of Termination of Parental Rights: waiver (7.4%) control (10.3%)
- However, the time to TPR was significantly longer for waiver cases opened during the demonstration (688 days) compared to control cases (620 days).
- 3.4% of Waiver children were placed with prospective adoptive parents, while 7.1% of their matched control counterparts were placed in pre-adoptive homes

Family Satisfaction

- In program counties, families that participated in the waiver were more likely to report that they were better off because of the child protection agency involvement and reported greater involvement in their case decisions.

Long-term Effects of the Waiver

No differences were found between waiver and control cases concerning more remote outcomes

- No differences in subsequent placements (in new cases)
- No differences in subsequent reports of child abuse and neglect

Cost Effectiveness

- Cost data were collected from bookkeepers on a random sample of waiver and control cases.
- Average costs (both waiver and non-waiver) for waiver children over 24 months was \$12,614 compared to \$11,123 for control children.
- Analysis showed that:
 - The cost of avoiding a placement was \$805 less for a waiver child than a control child
 - The costs associated with the reduction in days in placement was lower for waiver children (\$24 versus \$27 per day reduced)

Ongoing Waiver Activities

- Statewide waiver orientation for local county office management.
- Development of waiver tutorial available on line to local county office staff.
- Staff dedicated to waiver program management at the central office level.
- Semi-annual statewide IV-E waiver meetings
- Ongoing training opportunities
- Simplification and clarification of accounting procedures.

Success Stories

- Greene County
- Lawrence County
- Monroe County



Questions Call

- Jane Bisbee, Deputy Director, Bureau of Family Protection and Preservation: Division of Family and Children at 317-232-4423 or e-mail jbisbee@fssa.state.in.us
- Jerre Cline, South West Regional ICWIS Coordinator at 812-244-2068 or e-mail jcline@fssa.state.in.us